

Test Report

Verified Code:249127

Report No.:H202205232508-01EN

Customer: Tersus GNSS Inc.

Address: Room203, Building 02, Lane 666, zhangheng Road, Pudong District, Shanghai,
P.R.China

Sample Name: TC50 Controller

Sample Model: TC50 Controller

Receive
Sample Date: Dec.07,2022

Test Date: Dec.12,2022~Dec.15,2022

Reference
Document: MIL-STD-810G

Test Result: Meet the requirements

Prepared by

Zhong Chengzhi

Reviewed by

HuXing

Approved by

LiuBeiHui

GUANGZHOU GRG METROLOGY & TEST CO., LTD.

Issued Date: 2022/12/19

GUANGZHOU GRG METROLOGY & TEST CO., LTD.

Address: No.163, Pingyun Road, West of Huangpu Avenue, Guangzhou, Guangdong, China

Tel: (+86) 400-602-0999 FAX: (+86) 020-38698685 Web: <http://www.grgtest.com>

H202205232508-01EN



Statement

1. The report is invalid without "special seal for inspection and testing"; some copies are invalid; The report is invalid if it is altered or missing; The report is invalid without the signature of the person who prepared, reviewed and approved it.
2. The sample information is provided by the client and responsible for its authenticity; The content of the report is only valid for the samples sent this time.
3. When there are reports in both Chinese and English, the Chinese version will prevail when the language problems are inconsistent.
4. If there is any objection concerning the report, please inform us within 15 days from the date of receiving the report.

1 Vibration Test

1.1 Test Condition

1.1.1 Test Basis: MIL-STD-810G;

1.1.2 Carry out vibration test according to the test parameters in table 1-1;

1.1.3 Test axial and time: Vertical-axis, Transverse-axis, Longitudinal-axis, vibration for 8h/axis.

Table 1-1 Vibration test parameters condition

Vertical		Transverse		Longitudinal	
Frequency,Hz	PSD,g ² /Hz	Frequency,Hz	PSD,g ² /Hz	Frequency,Hz	PSD,g ² /Hz
10	0.015	10	0.00013	10	0.00650
40	0.015	20	0.00065	20	0.00650
500	0.00015	30	0.00065	120	0.00020
Rms=1.04g		78	0.00002	121	0.00300
		79	0.00019	200	0.00300
		120	0.00019	240	0.00150
		500	0.00001	340	0.00003
		Rms=0.20g		500	0.00015

1.2 Sample Information

Sample information is shown in Table 1-2.

Table 1-2 Sample Information

Sample Name	Model	Quantity	Test No.
TC50 Controller	TC50 Controller	1pc	H202205232508-1#

1.3 Test Requirements

1.3.1 After the test, whether the sample function is normal.

Remarks: the test requirements are provided by the entrusting party.







1.4 Test Result

The test result are shown in Table 1-3.

Table 1-3 Test Result

Test No.	Result	Conclusion
H202205232508-1#	After the test ,the sample function is normal.	Meet the requirements

1.5 Test photos

	
<p>Fig.1-1 Samples before test</p>	<p>Fig.1-2 Samples after test</p>
	
<p>Fig.1-3 Functional check before test</p>	<p>Fig.1-4 Functional check after test</p>
	
<p>Fig.1-5 The test sample sets up the Transverse-axis</p>	<p>Fig.1-6 Vibration curve(Transverse-axis)</p>




Fig.1-7 The test sample sets up the Longitudinal-axis



Fig.1-8 Vibration curve(Longitudinal-axis)




Fig.1-9 The test sample sets up the Vertical-axis



Fig.1-10 Vibration curve(Vertical-axis)

2 Test Instrument & Equipment

List of Instrument for Testing Equipment					
No.	Testing Item	Instrument/Equipment	Type	Serial No.	Calibration Valid Date
1	Vibration Test	Diesel engine compound weather test chamber	BYT-FB6-CS5	1503Z017	2022-07-08~2023-07-07
		electromagnetic vibration generator system	DH-4000-40	191409001	2022-07-28~2023-07-27
		Sensor	DL107	151243	2022-10-20~2023-10-19
		Sensor	2107CM	411524	2022-01-19~2023-01-18